

Scaled data based on original data using  
LM-79-08 Approved Method: Electrical and Photometric Measurements of Solid-  
State Lighting Products

Test Report Prepared for  
Cooper Lighting Solutions  
(formerly Eaton)

Brand: STREETWORKS

Report Number: P526060

Luminaire Tested: **GLAN-SA1A-727-U-T3-GRSWH**

Issue Date: 5/27/2021

**Test Information**

Test Method: LM-79-08  
Report Number: P526060  
TEST IS SCALED FROM IESNA LM-79-08 TEST DATA (G3-2011-057-16)  
Test Lab: INNOVATION CENTER  
Issue Date: 5/27/2021  
Manufacturer: COOPER LIGHTING SOLUTIONS (FORMERLY EATON)  
Product Line: STREETWORKS  
Catalog Number: GLAN-SA1A-727-U-T3-GRSWH  
Description: GALLEON AREA AND ROADWAY LUMINAIRE  
(1) 70 CRI, 2700K, 615mA LIGHTSQUARE WITH 16 LEDS AND TYPE III OPTICS  
WITH WHITE GLARE REDUCTION SHIELD  
Light Source: -  
Ballast/Driver: ELECTRONIC DRIVER

**Summary**

Lumens per Lamp: N/A  
Luminaire Lumens: 3300 lumens  
Efficiency: N/A  
Efficacy: 100.0 lumens/watt  
Luminous Opening: Rectangular (W 0.5' x L: 0.5' x H: 0')  
IES Classification: Type II - Short  
BUG Rating: B1 - U0 - G1

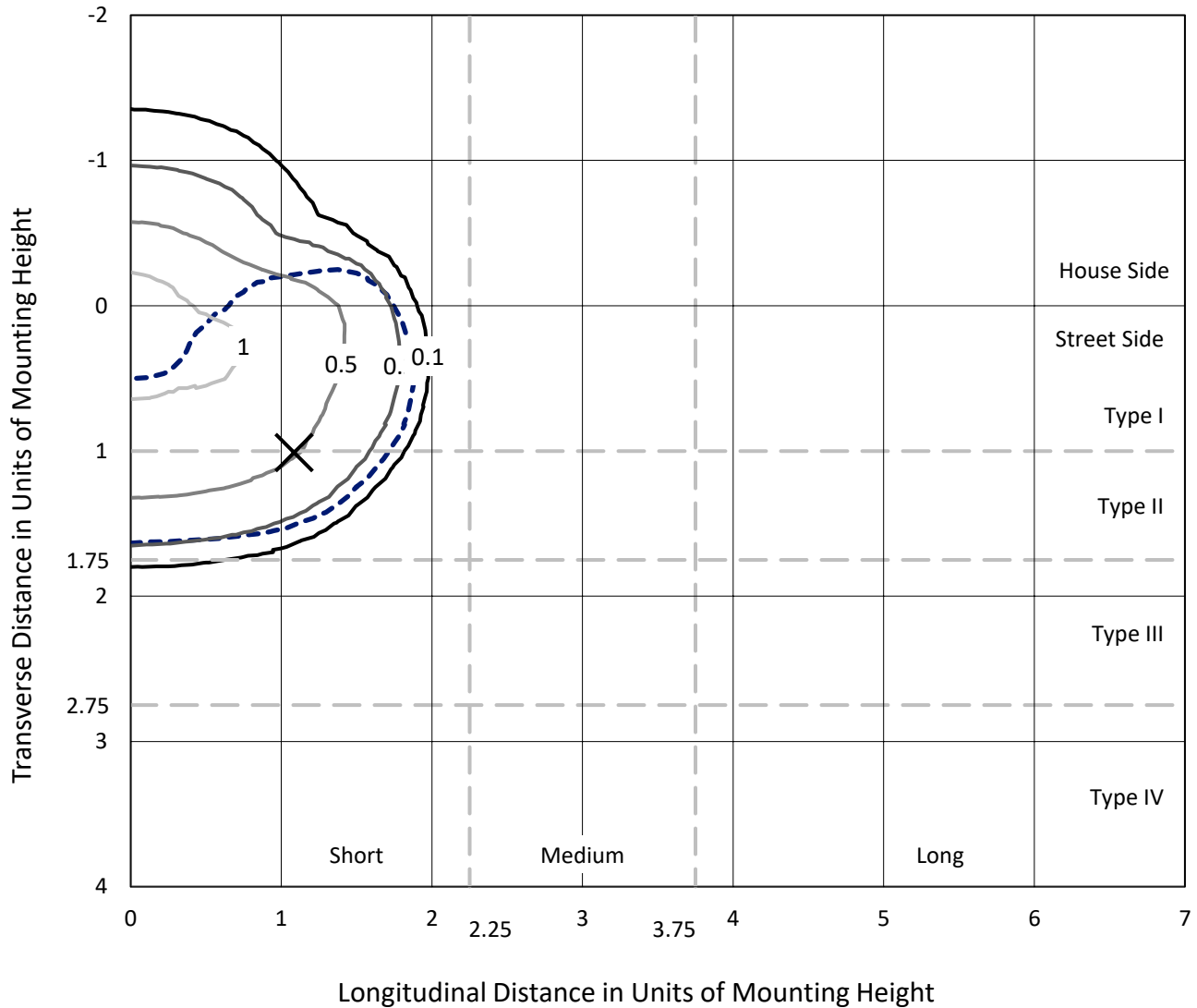
Input Watts (W): 33  
Input Voltage (V): NR  
Input Current (Ain): NR  
Voltage Rise (V): NR  
Power Factor: NR  
Total Harmonic Distortion (THDi): NR  
Frequency (hertz): 60  
Stabilization Time: NR  
Operation Time: NR  
Ambient Temperature (°C): NR  
Test Distance: 24 FT



REPORT NUMBER: P526060  
 CATALOG NUMBER: GLAN-SA1A-727-U-T3-GRSWH

### Iso-Footcandle Lines of Horizontal Illumination

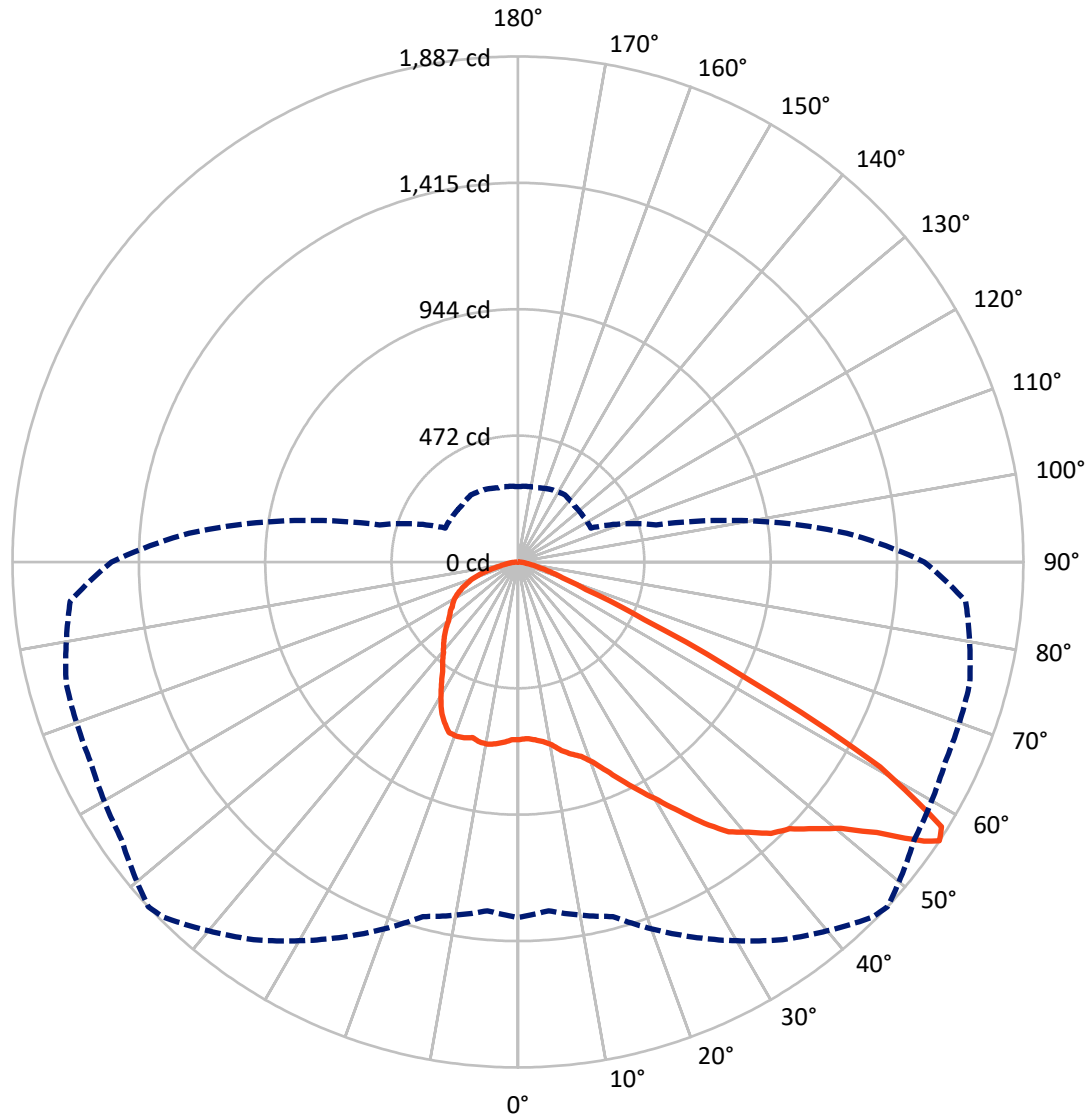
✕ Max cd  
 - - - 1/2 Max cd



Based on 25 foot mounting height. Maximum calculated value = 1.1 fc  
 Type II - Short - N/A

REPORT NUMBER: P526060  
CATALOG NUMBER: GLAN-SA1A-727-U-T3-GRSWH

### Luminous Intensity Polar Plot



— Vertical Plane Through 47-Deg Lateral    - - - Horizontal Cone Through 56-Deg Vertical

REPORT NUMBER: P526060  
 CATALOG NUMBER: GLAN-SA1A-727-U-T3-GRSWH

**FLUX DISTRIBUTION:**

		Downward	Upward	Total
<b>House Side</b>	Lumens	1045.7	0.0	1045.7
	% Fixture	31.7	0.0	31.7
<b>Street Side</b>	Lumens	2254.3	0.0	2254.3
	% Fixture	68.3	0.0	68.3
<b>Total</b>	Lumens	3300.0	0.0	3300.0
	% Fixture	100.0	0.0	100.0

**ZONAL LUMENS:**

Zone	Lumens	% Fixture
0°-10°	64.6	2.0
10°-20°	203.7	6.2
20°-30°	360.2	10.9
30°-40°	541.0	16.4
40°-50°	742.4	22.5
50°-60°	884.5	26.8
60°-70°	378.5	11.5
70°-80°	107.1	3.2
80°-90°	18.0	0.5
90°-100°	0.0	0.0
100°-110°	0.0	0.0
110°-120°	0.0	0.0
120°-130°	0.0	0.0
130°-140°	0.0	0.0
140°-150°	0.0	0.0
150°-160°	0.0	0.0
160°-170°	0.0	0.0
170°-180°	0.0	0.0
0°-90°	3300.0	100.0
0°-180°	3300.0	100.0

**Coefficient of Utilization**

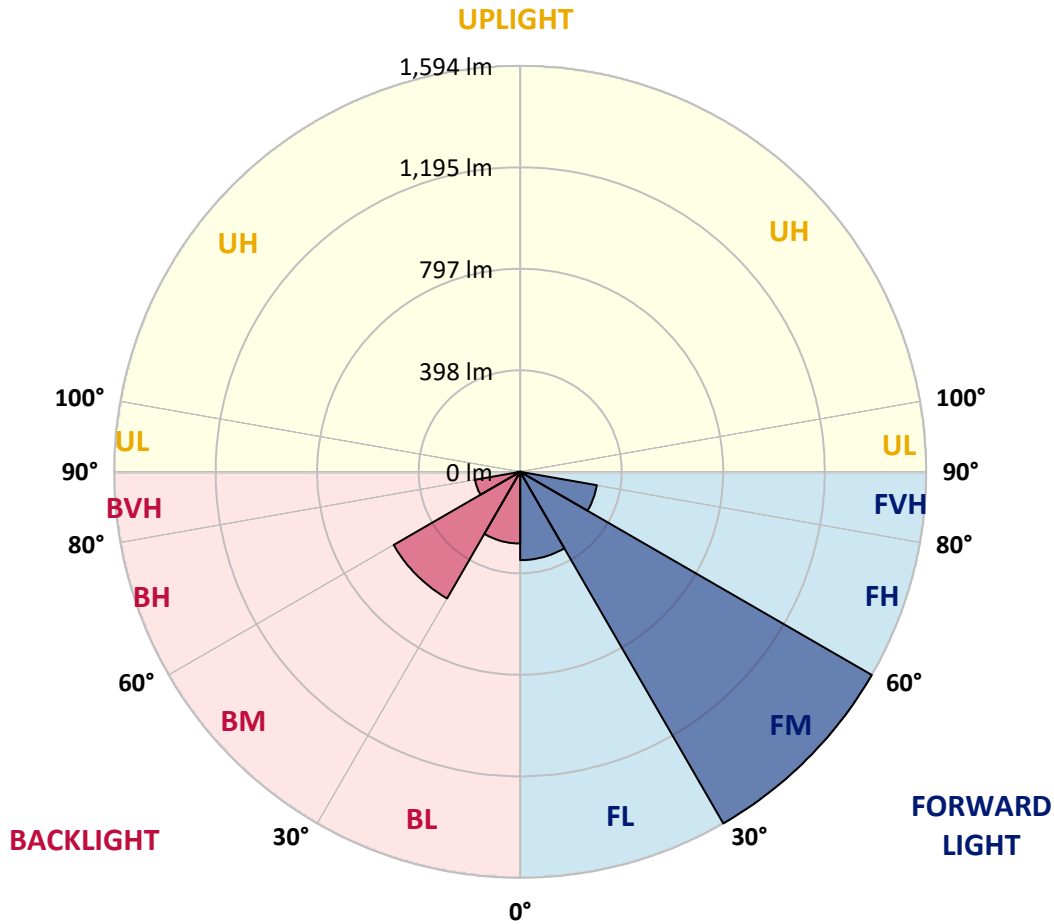


REPORT NUMBER: P526060  
 CATALOG NUMBER: GLAN-SA1A-727-U-T3-GRSWH

**LUMINAIRE CLASSIFICATION SYSTEM LUMEN TABLE AND BUG RATING:**

Zone	Lumens	% Fixture	Zone Rating/Lumen Limit		
			B	U	G
FL (0°-30°)	346.9	10.5			
FM (30°-60°)	1594.0	48.3			
FH (60°-80°)	305.7	9.3			G0/660
FVH (80°-90°)	7.7	0.2			G0/10
BL (0°-30°)	281.6	8.5	B1/500		
BM (30°-60°)	573.9	17.4	B1/1000		
BH (60°-80°)	179.9	5.5	B1/500		G1/500
BVH (80°-90°)	10.4	0.3			G1/100
UL (90°-100°)	0.0	0.0		U0/0	
UH (100°-180°)	0.0	0.0		U0/0	

**BUG Rating: B1-U0-G1**  
 Type II Short





REPORT NUMBER: P526060

CATALOG NUMBER: GLAN-SA1A-727-U-T3-GRSWH

**CANDELA DISTRIBUTION (FULL):**

	0°	5°	15°	25°	35°	45°	47°	55°	65°	75°	85°
0°	662.9	662.9	662.9	662.9	662.9	662.9	662.9	662.9	662.9	662.9	662.9
2.5°	660.3	659.1	658.2	665.0	662.4	662.9	660.3	662.9	664.6	660.8	666.2
5°	659.1	662.9	659.5	661.6	667.1	665.4	667.1	672.1	670.9	669.6	667.9
7.5°	670.9	671.3	673.8	674.7	676.3	674.7	677.2	681.8	680.5	673.4	674.2
10°	687.7	688.5	689.0	693.6	696.5	697.0	694.0	689.8	689.4	699.1	692.3
12.5°	707.1	705.0	710.0	711.7	715.1	718.8	722.6	713.8	719.3	719.7	711.7
15°	735.3	737.4	731.5	731.5	732.7	733.2	743.7	739.5	738.6	734.0	737.4
17.5°	777.3	763.0	762.6	756.7	755.9	759.2	763.0	766.4	777.8	768.5	750.4
20°	808.1	811.4	799.2	792.1	793.3	800.9	797.1	812.3	820.3	805.1	787.4
22.5°	862.4	851.0	853.9	838.0	839.2	847.2	846.8	862.4	867.0	843.0	817.3
25°	899.0	896.0	898.6	885.9	887.6	893.9	904.0	929.7	922.1	895.6	836.3
27.5°	952.4	946.5	944.4	939.8	938.1	955.0	966.7	994.1	988.6	949.9	869.9
30°	1007.1	1003.4	1005.5	986.5	993.3	1029.0	1032.4	1069.9	1067.3	999.1	907.4
32.5°	1045.0	1047.1	1050.9	1040.4	1070.3	1098.9	1110.3	1152.8	1154.9	1083.7	979.8
35°	1106.0	1098.9	1101.0	1113.2	1127.1	1179.3	1197.8	1226.0	1243.7	1172.5	1049.2
37.5°	1144.3	1151.9	1143.1	1162.4	1198.6	1261.3	1278.2	1307.2	1325.7	1260.1	1143.9
40°	1204.1	1191.9	1198.2	1212.1	1249.1	1330.8	1326.2	1356.0	1361.9	1334.6	1232.3
42.5°	1268.5	1262.6	1253.8	1285.3	1316.5	1375.8	1385.1	1371.2	1401.1	1407.4	1358.6
45°	1345.5	1352.7	1353.9	1354.8	1382.1	1433.9	1421.3	1409.1	1443.6	1489.5	1436.8
47.5°	1417.1	1394.3	1410.8	1433.5	1472.2	1472.6	1487.4	1458.3	1494.9	1535.8	1507.6
50°	1441.1	1430.1	1452.0	1494.9	1554.7	1561.0	1562.7	1521.4	1540.4	1572.8	1532.0
52.5°	1431.8	1428.0	1484.0	1550.5	1638.0	1670.0	1678.4	1627.5	1638.0	1623.3	1585.8
55°	1387.6	1399.0	1455.4	1590.9	1725.1	1824.0	1840.0	1775.6	1708.7	1720.1	1678.8
56°	1327.0	1307.2	1370.4	1545.0	1721.4	1874.1	1887.2	1806.8	1761.3	1746.6	1678.0
57.5°	1125.8	1100.2	1183.1	1390.1	1625.8	1855.2	1864.9	1819.8	1752.5	1722.6	1555.5
60°	659.1	671.7	776.9	958.7	1254.2	1521.0	1553.4	1586.3	1541.2	1407.4	1157.8
62.5°	318.2	310.2	385.5	549.7	764.3	970.9	961.3	1053.4	1103.9	1000.0	731.1
65°	166.7	165.8	210.4	300.1	420.0	510.1	518.9	568.6	638.0	515.1	371.2
67.5°	122.5	125.8	148.1	210.9	270.2	275.7	274.4	299.2	306.0	258.8	228.1
70°	96.0	97.6	114.1	160.4	201.2	180.1	176.3	179.3	199.1	207.5	197.4
72.5°	69.4	71.1	85.0	108.2	125.8	122.9	125.4	141.8	166.2	175.1	164.6
75°	46.3	47.6	55.1	66.1	74.5	80.4	85.0	104.0	126.7	131.7	126.7
77.5°	32.0	33.2	38.3	46.7	47.6	51.3	53.0	61.9	75.8	82.1	78.7
80°	18.1	18.1	20.6	24.0	29.5	34.5	35.4	42.5	48.8	53.0	53.9
82.5°	8.4	8.8	10.9	14.7	19.4	24.0	24.8	29.5	34.1	38.3	39.6
85°	4.2	4.6	6.3	8.8	11.8	14.3	13.9	14.3	15.2	14.3	14.7
87.5°	1.3	1.3	1.7	2.1	1.7	2.1	2.1	2.5	2.9	3.4	3.8
90°	0.0	0.0	0.0	0.0	0.0	0.0	0.0	0.0	0.0	0.0	0.0



REPORT NUMBER: P526060

CATALOG NUMBER: GLAN-SA1A-727-U-T3-GRSWH

**CANDELA DISTRIBUTION (continued):**

	90°	95°	105°	115°	125°	135°	145°	155°	165°	175°	180°
0°	662.9	662.9	662.9	662.9	662.9	662.9	662.9	662.9	662.9	662.9	662.9
2.5°	666.7	667.9	659.5	667.5	664.6	664.1	670.0	669.2	671.3	670.4	665.4
5°	667.1	664.1	673.0	665.0	668.8	676.8	671.3	683.9	677.6	681.8	672.5
7.5°	680.1	681.0	679.3	682.7	681.0	684.8	681.8	684.8	679.7	680.1	688.5
10°	691.5	689.0	691.9	687.7	690.6	689.4	682.7	680.5	682.2	680.1	685.6
12.5°	712.5	707.9	705.8	700.7	697.4	684.8	674.2	668.3	676.3	677.6	675.1
15°	734.0	734.4	724.7	713.4	692.3	673.4	675.9	678.0	678.0	681.4	675.1
17.5°	747.5	747.5	738.6	715.9	694.4	683.5	681.0	674.2	668.3	667.5	667.1
20°	771.0	763.9	743.7	715.5	693.6	688.5	669.6	653.6	641.4	637.2	636.8
22.5°	798.0	779.9	751.7	716.3	692.3	685.2	649.8	625.8	603.9	594.7	596.0
25°	822.8	793.8	756.3	712.5	687.7	653.2	613.6	580.4	557.7	550.1	546.3
27.5°	840.1	808.5	756.3	715.9	670.4	617.4	577.0	534.5	514.7	509.7	510.5
30°	863.2	827.0	769.3	708.7	635.9	571.1	522.7	494.9	483.2	478.9	481.9
32.5°	917.5	875.4	787.4	691.5	595.1	524.8	485.7	470.1	452.9	444.4	441.5
35°	976.4	921.3	805.1	662.4	549.2	482.7	458.3	444.0	423.4	414.1	415.8
37.5°	1059.7	980.2	806.4	614.5	499.6	459.2	436.9	414.6	397.7	383.4	379.2
40°	1172.1	1060.6	803.4	564.0	459.6	431.4	415.0	387.2	368.3	358.2	360.3
42.5°	1271.0	1154.9	791.2	506.7	423.4	412.5	393.9	366.6	348.1	337.5	336.7
45°	1354.4	1224.3	768.1	457.9	393.1	391.4	369.9	348.9	334.2	324.5	328.7
47.5°	1431.4	1280.3	733.2	409.1	365.3	368.7	348.1	335.0	325.8	316.9	316.5
50°	1459.2	1279.4	702.4	368.7	343.0	341.3	340.5	326.6	316.9	309.3	312.7
52.5°	1505.5	1293.8	669.2	340.9	322.8	323.2	326.2	316.1	305.1	300.5	304.7
55°	1571.9	1295.9	596.0	308.5	306.0	308.9	308.9	302.2	292.9	289.1	287.0
56°	1517.7	1233.1	534.5	300.1	297.6	297.6	305.6	298.0	286.6	283.7	281.1
57.5°	1399.8	1080.4	447.4	290.0	286.2	292.1	296.3	288.3	277.8	273.6	276.1
60°	965.5	731.1	336.3	268.1	268.1	277.8	281.1	269.4	264.7	264.3	260.9
62.5°	563.5	425.9	263.0	248.3	249.2	257.2	259.7	252.9	247.1	254.2	257.6
65°	298.8	254.2	225.6	227.3	227.7	234.0	244.9	244.5	244.1	246.2	246.6
67.5°	216.3	211.3	205.0	203.3	204.1	208.8	219.7	228.1	227.7	222.6	218.9
70°	192.8	185.6	181.8	182.2	178.9	184.3	193.2	198.7	189.0	183.1	180.6
72.5°	160.4	158.2	155.7	156.1	149.4	148.1	138.0	138.0	135.5	133.8	136.8
75°	122.5	121.6	122.9	120.8	113.6	106.1	100.2	94.7	86.3	82.9	81.2
77.5°	77.4	80.0	82.9	78.3	75.3	69.9	64.0	58.5	51.8	48.0	48.0
80°	52.6	54.7	56.8	56.0	52.6	47.6	42.9	37.0	32.4	29.5	29.0
82.5°	40.0	41.7	44.6	41.2	37.9	33.7	29.9	25.7	21.5	18.1	18.1
85°	14.3	16.4	18.1	19.8	21.0	21.5	18.5	15.2	12.2	9.7	9.3
87.5°	3.8	4.2	4.6	4.2	4.2	4.2	4.6	4.2	3.8	2.9	2.9
90°	0.0	0.0	0.0	0.0	0.0	0.0	0.0	0.0	0.0	0.0	0.0

(END OF REPORT)